

1 | Frame Sub-assembly



PN70PAL-JM



PN80PAL-JM



FSN34100-LM



FSN2283-LM



FSN130-LM

2 | OSB or Plywood to Wood Frame & 4 | Sheathing / Plasterboard



PN70PAL-JM



PN80PAL-JM



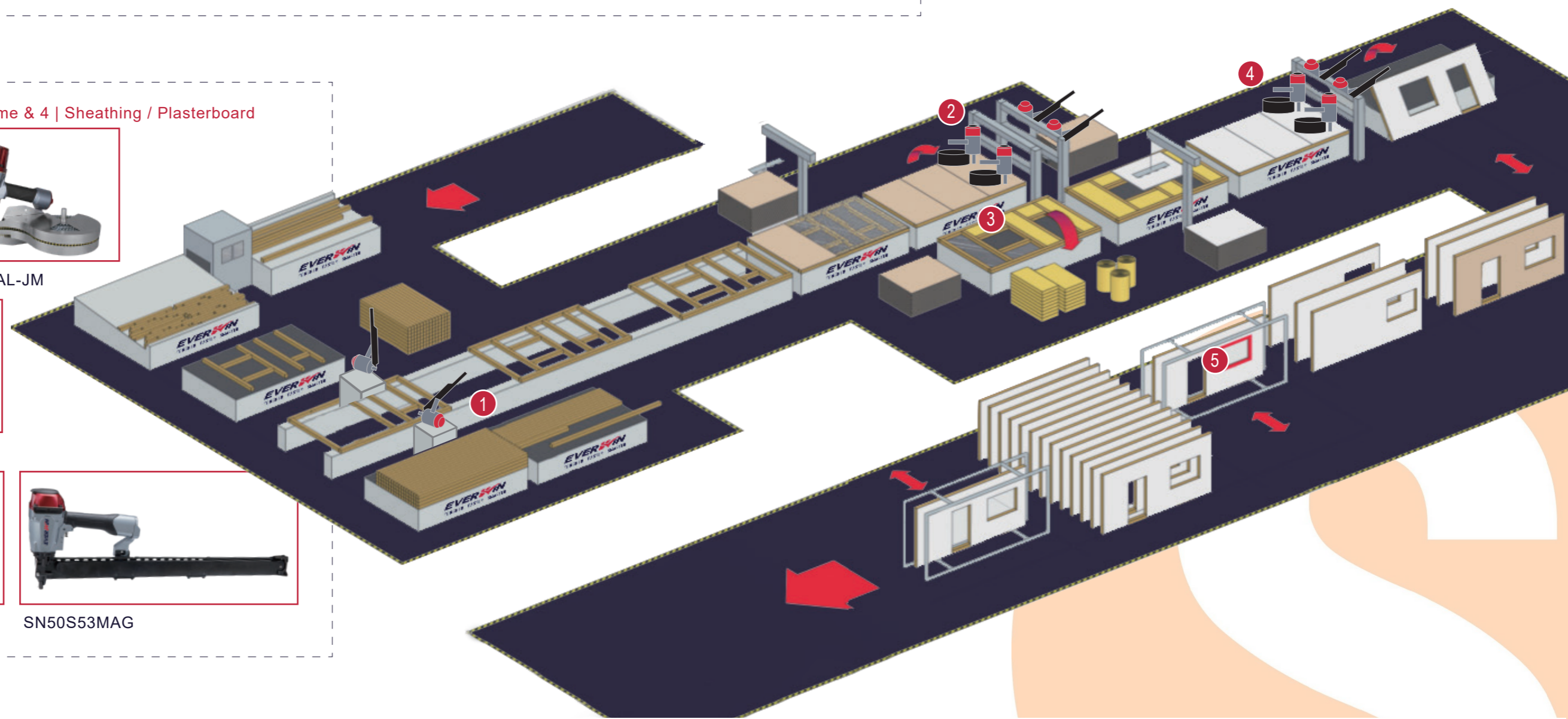
FSN34100-LM



FSN2283-LM



SN50S53MAG



3 | Insulation




FS9240BC

5 | Window Press



FN1850PAL




Automation: FSN130-LM on frame sub-assembly



Automation: FSN2283 on a wallpanel bridge



Automation: FS9240BC securing insulation layers



Automation: PN80PAL-JM at a sheathing station